

XTREME

MANUFACTURING

XR4030

Capacity 40,000 lbs
 Max Lift Height 30'
 Forward Reach 16' 4"
 Frame Leveling L/R 8°
 Weight 63,000 lbs
 Engine Perkins 173 hp
 Fuel Capacity 72 gal
 Tires Foam Filled
 23.5 R25
 GPM 49
 PSI 4,000
 Hydraulic Oil Cap 58 gal
 Length to fork face 22' 4"
 Width 118"
 Height 9' 10"
 Wheel Base 148"
 Ground Clearance 18"
 Turning Radius 21' 11"
 Warranty Xtreme 10-5-2

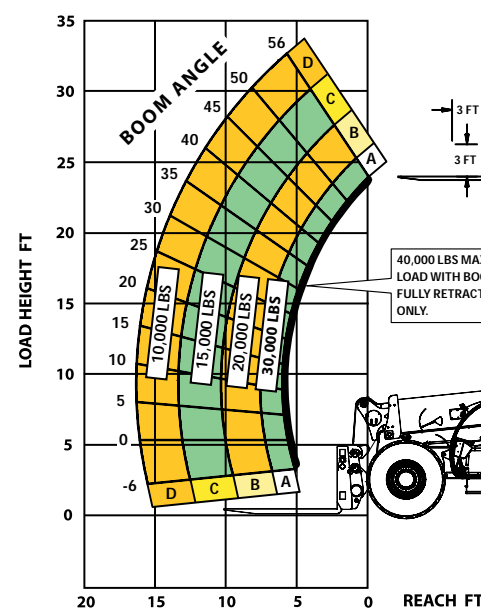


40,000lbs Capacity
30ft Lift Height
173 hp

XR4030 LOAD CHART - FORK POSITIONING CARRIAGE

LOAD RATINGS
 SHOWN ARE FOR
 VEHICLES EQUIPPED
 WITH FOAM FILLED
 TIRES ONLY.

20,000 LBS AT 36 IN
 MIN CAPACITY FORK
 (40,000 LBS PAIR).



XTREME
 MANUFACTURING
 702-636-2969 • 800-497-1704
 P/N 17321-000

STANDARD FEATURES

The **XTREME** Difference



360° Visibility
 Long Life Boom Rollers
 Suspension Seat
 Easy Service Access
 Protected Tilt & Extend Cylinders
 Steel Hydraulic & Fuel Tanks
 Long Life Lexan Labels
 Fiberglass Hoods
 Heavy Duty Boom Chains
 Suspended Pedals
 Electrical Ring Terminals
 Wider Outrigger Stance
 Large Capacity Fuel Tanks
 Trunnion Mounted Sway Cylinders
 Melonite Pins
 Rear Axle Stabilization (RAS)
 Center Mounted Power Train
 Standard Auxiliary Hydraulics
 Solid Steel Plate Chassis
 Steel Dash
 Ductile Steel Manifold
 Easy Cab Mounted Grab Handles
 Reliable Perkins Engine
 Master Disconnect Switch
 Boom Lift Point
 Axle Mounted Outriggers
 Manual Lowering Valve (Cylinders)
 Large Cross Section Boom
 Easy Tie Downs
 "Y" Frame Sway Handle
 Heavy Duty Pre-Cleaner
 Additional High Pressure Hyd Filter
 Direct Engine/Trans Connection
 Individual Gauges and Switches

ATTACHMENTS & ACCESSORIES

Attachments




Standard Fixed Carriage
 (48", 60", 72", 96")
 Fork Positioning Carriage
 (48", 72", 96")
 Swing Carriage
 Tilt Carriage
 Personnel Platform
 Sling Mount
 Bucket (1.0 - 2.0 cu-yd)
 Truss (2 ft, 3 ft, 12 ft, 15 ft)
 Telescopic Truss (Slide on)
 Pole Grapple Carriage
 Grapple Bucket
 Concrete Hopper


Accessories / Options




Enclosed Cab w/Heat
 Enclosed Cab w/Heat & A/C
 Boom Work Light Package
 Flashing Amber Strobe
 Pintle Hook
 Tail/Turn/Brake Lights
 LED Lighting
 Steel Fenders
 5th Wheel Attachment
 Boom Maintenance Stand
 Battery Blanket
 Limited Slip Axle(s)
 Locking Fuel Cap
 Soft Cab
 Additional Lift Points
 Swivel Lifting Hook
 Auxiliary Cab Heater
 Dual Batteries
 Clear Glass
 Padded Arm Rest
 Two Wheel Rear Steer




Long-Life Rollers



Boom Lift Point



360° Visibility



Operator Controls

10-5-2 WARRANTY

10 YEARS OR 10,000 HOURS
 FRAME & CHASSIS WELDMENT

5 YEARS OR 5,000 HOURS
 BOOM WELDMENT & ROLLERS

2 YEARS OR 2,000 HOURS
 ENGINE, ELECTRICAL, TRANSMISSION, DRIVE
 AXLES & HYDRAULIC COMPONENTS

www.**XMFG**.com

BIGGE
 EQUIPMENT CO.

RENTAL - SALES - PARTS & SERVICE

Tel: (888) 337-BIGGE • (510) 638-8100

Web: www.bigge.com