

**MERLO**

ROTO 50.26 S PLUS



Maximum Load Capacity: 11,000 Lbs

Maximum Lift Height: 85' 0"

Maximum Reach: 75' 5"

Load Capacity at Max. Reach: 330 Lbs

Load Capacity at Max. Lift: 3,300 Lbs



SPECIFICATIONS

ROTO 50.26 S PLUS

PERFORMANCE

Unladen Weight (lbs)	38,150
Maximum Load Capacity (lbs)	11,000
Lift Height (ft)	85' 0
Maximum Reach (ft)	75' 5"
Load Capacity at Max. Lift Height (lbs)	3,300
Load Capacity at Max. Reach (lbs)	330
Boom Side-Shift (in)	-
Frame Leveling	±12° - ±4°
Boom Sections	5

POWERTRAIN

Engine	Iveco
Displacement/Cylinders	4.5/4
Engine Power (HP)	170
Reversible Fan	-
Maximum Speed (mph)	25
Fuel Tank Capacity (gal)	37
AdBlue Tank Capacity (gal)	11
Hydrostatic Transmission	● -2V
EPD	●
Axles	Drop Portal
Reducers	RR700
Brakes	Dry Discs
Automatic Parking Brake	●

HYDRAULIC

Hydraulic Pump	LS + FS
Delivery/Pressure (psi-gal/min)	3,625-37+26
Hydraulic Oil Tank Capacity (gal)	39.6
Auxiliar Hydraulic Service on Boom	●
Rear Service Line	-

● Standard ● Optional

DIMENSIONS

Width (ft)	7' 9"	Length (ft)	23' 5"
Height (ft)	10' 1"	Wheelbase (ft)	10' 0"
Ground Clearance	1' 2"	Turning Radius Over Tires	12' 7"

CAB

Tilting Cab	●
Cab Finishing	Premium
MCDC	●
FOPS II Cab	●
ROPS Cab	●
Controls	Electronic Joystick
Reverse Shuttle	Dual Reverse

CONFIGURATION

Hydropneumatic Suspension CS Merlo	-
Hydropneumatic Suspension BSS Merlo	-
Hydropneumatic Suspension EAS Merlo	●
Work lights on cab	●
Sun-shade in the cab	●
Tac-lock	●
Pre-arrangement for aerial work platform	●
Two floating forks	●
Pedal Inching-Control	-
Permanent four-wheel drive	●
4 Wheel Drive	●
3 Steering Modes	●
Standard tires	18-22.5
Hydraulically controlled stabilizers	Multi-position
Turret rotation	360°
Tractor type approval	-

The technical data and other information in this document are not binding. We reserve the right to modify our products without prior notice as part of our policy of continuous improvement

September 2020

IMPORTED & DISTRIBUTED BY



ams-merlo.com

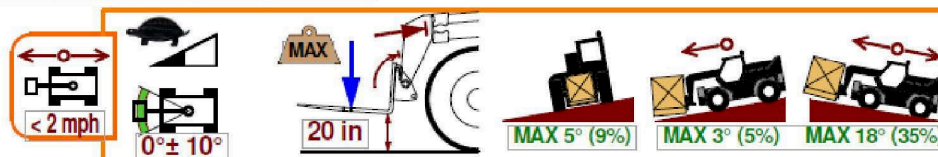
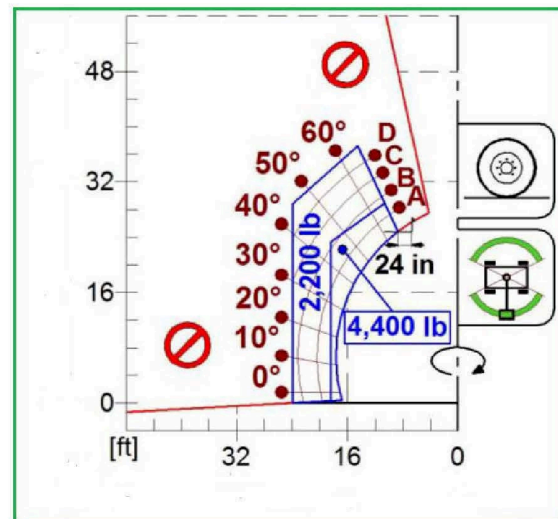
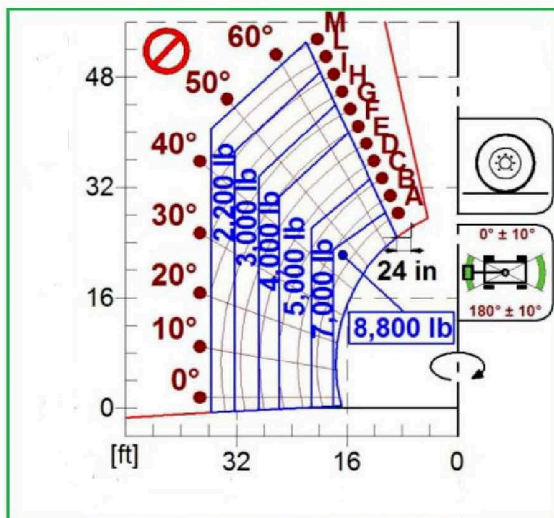

803-327-4949

1205 Galleria Blvd., Rock Hill, SC 29730



LOAD CHARTS

ROTO 50.26 S PLUS



IMPORTED & DISTRIBUTED BY



ams-merlo.com

803-327-4949

1205 Galleria Blvd., Rock Hill, SC 29730



**MERLO****ROTO 50.26 S PLUS****ams-merlo.com**

IMPORTED & DISTRIBUTED BY

**ams-merlo.com****803-327-4949**

1205 Galleria Blvd., Rock Hill, SC 29730

