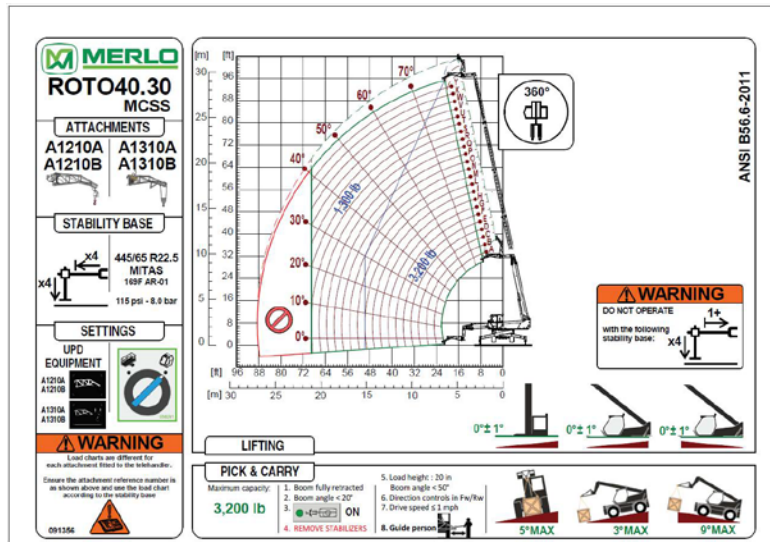
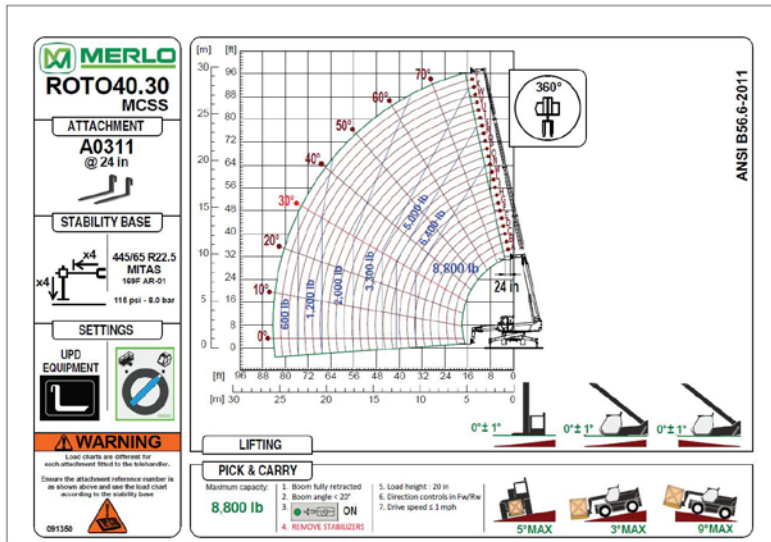
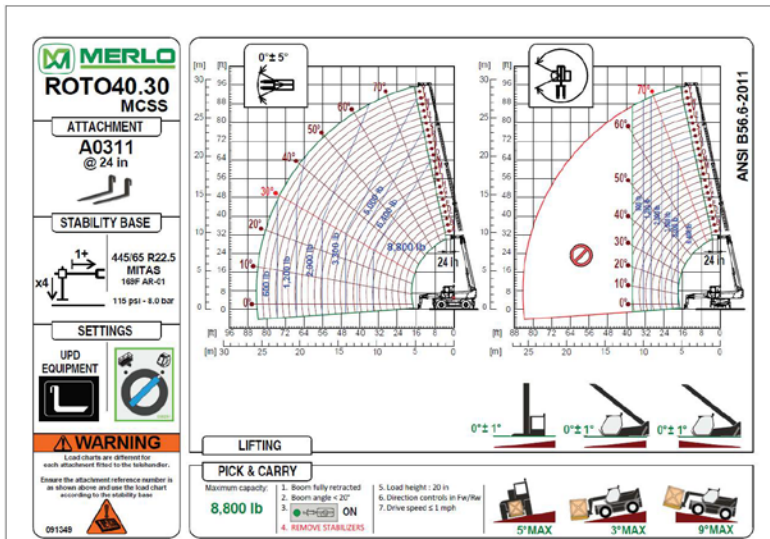
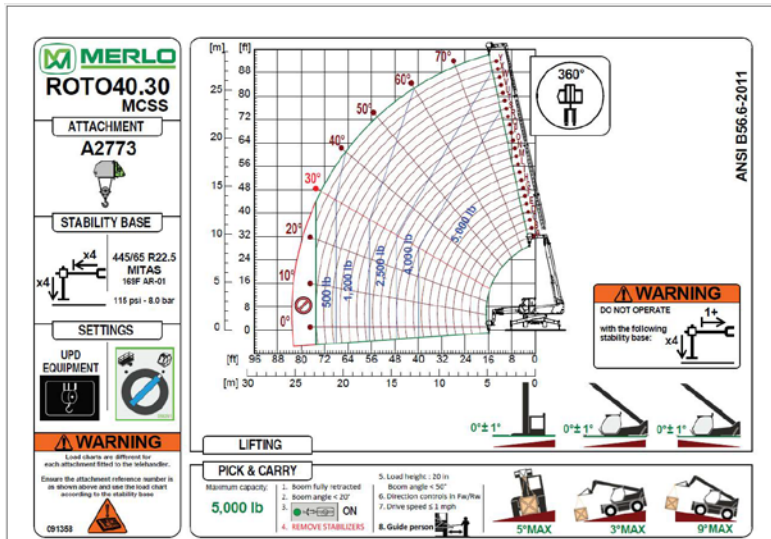




ROTO 40.30 MCSS

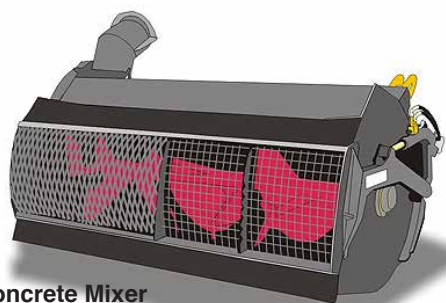
- **MAXIMUM LOAD CAPACITY: 8,820 LBS**
- **MAXIMUM LIFT HEIGHT: 96' 8"**
- **MAXIMUM REACH: 83' 3"**
- **LOAD CAPACITY AT MAXIMUM HEIGHT: 3,300 LBS**
- **LOAD CAPACITY AT MAXIMUM FORWARD REACH: 880 LBS**





Attachments:


- » Space System
- » Tunnel Ring
- » Variable Width Man Baskets
- » Crane Booms
- » Crane Hooks
- » Fly Jibs
- » Fly Jibs with Winches
- » Mini Tower Jibs
- » Hydraulic Winches
- » Material Handling Buckets
- » Digging Buckets
- » Fixed Platforms
- » Concrete Mixer
- » Pipe Handlers



Concrete Mixer



Floating Forks Carriage



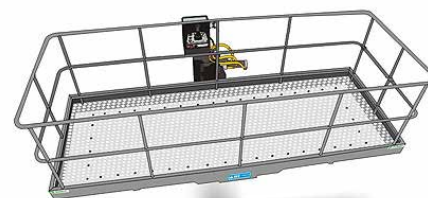
Fly Jib Lift



Space System



Hydraulic Winch

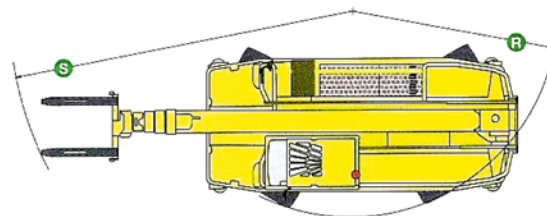
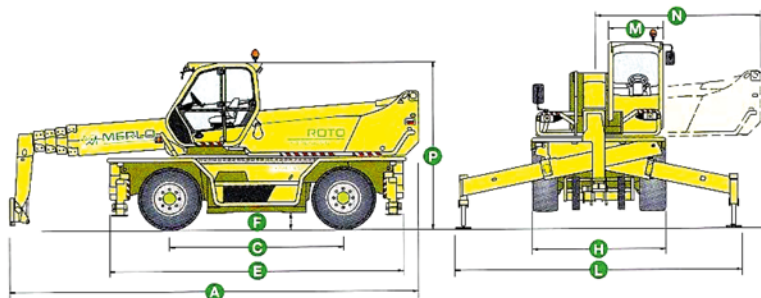


Variable Width Man Basket



ROTO 40.30 MCSS

CHARACTERISTICS AND PERFORMANCE



- » **Continuous turret rotation** is achieved through a Merlo electro- hydraulic central rotary coupling
- » Cab steel frame that complies with the international **ISO 3449 Level II FOPS** (Falling Object Protective Structure) standard
- » **Pneumatic suspension seat**
- » **Electronic joystick controls**
- » **Steering wheel tilt** is adjustable by up to 16 degrees
- » **Merlin system** (Merlo Local Interactive Network) provides a completely new way to automatically manage all the operating parameters and safety functions
- » **MCSS system** (Merlin Continuous Slew Safety) adjusts automatically to the load diagram to suit the stabilizer position chosen by the operator
- » **Stabilizers** with independent extension and jacking
- » **Hydropneumatic suspension** ensures maximum driving comfort and stability by leveling the machine
- » **Iveco turbo intercooler 4 cylinder engine**, delivering 170 HP
- » **Hydrostatic transmission** utilizing variable displacement motor and pump
- » **Load-sensing hydraulic pump**
- » **Maximum speed: 25mph**

Total weight unladen, with forks (lbs.)	42,320
Maximum load capacity (lbs.)	8,800
Maximum Lift height (ft.)	96'-8"
Maximum forward reach (ft.)	83'-6"
Lift height at maximum load capacity (ft.)	64'-0"
Forward reach at maximum load capacity (ft.)	34'-4"
Load capacity at maximum height (lbs.)	3,300
Load capacity at maximum forward reach (lbs.)	880
Turret rotation (degrees)	Continuous
Engine (make / cylinder/ HP)	Iveco / 170 HP
Transmission	2 Speed / Hydrostatic
Fuel capacity (gal)	40 Gallons
Maximum Speed (mph)	25
Load sensing hydraulic system (PSI-gal/min)	3,045-38
Hydraulic oil capacity (gal)	42 Gallons
Electrical circuit (V)	12
Battery (Ah)	160
Hydraulically controlled stabilizers	•(2)
Hydropneumatic suspension	•
Cab compliant with FOPS standards	•
Merlin electronic control system	•
Electro-mechanical joystick controls	–
Electronic joystick controls	•
Tac-Lock attachment coupling	•(3)
Auxiliary boom hydraulic service	•
Two floating forks (48 inches long)	•
Hydrostatic transmission	•
Hydrostatic oil capacity (gal)	3.1
Finger-Touch direction reversing control	•
Permanent four-wheel drive	•
4 Wheel Drive / 3 Steering Modes	•
Service disk brakes on all wheels	•
Automatically locking parking brake	•
Tires	445/65-22.5
Radio remote control	°
Pneumatic seat	•
Rear differential lock	°
Four cab working lights (2 front & 2 back)	°
Manual air conditioning system	°
Roof window wiper	°
Manual battery isolator	°
Front and roof sun shade	°

Performance figures refer to the machine equipped with forks, operating on stabilizers.
 (1) Measured at suspension mid-point. (2) Stabilizing and leveling can be performed automatically
 (3) ZM2 version front tool holder
 • Standard ° Optional

Dimensions

A	24'-8"	F	1'-2"	M	3'-3"	R	14'-8"
C	10'-5"	H	8'-2"	N	9'-8"	S	22'-2"
E	18'-2"	L	17'-3"	P	10'-2"		